


Statement Showing Shareholding Pattern

Name of the Company :		PANAFIC INDUSTRIALS LIMITED						
Quarter Ended : 30th September, 2010								
Category code	Category of Shareholder	Number of Shareholders	Total number of shares	Number of shares held in dematerialized form	Total shareholding as a		Shares Pledged or As a percentage	
					As a percentage of (A+B) <sup>1</sup>	percentage of (A+B+C)		
(A)	Shareholding of Promoter and Promoter Group <sup>2</sup>							
1	Indian							
(a)	Individuals/ Hindu Undivided Family	3	13750	0	0	1.85	1.85	0
(b)	Central Government/ State Government(s)	0	0	0	0	0.00	0.00	0
(c)	Bodies Corporate	0	0	0	0	0.00	0.00	0
(d)	Financial Institutions/ Banks	0	0	0	0	0.00	0.00	0
(e)	Any Others(Specify)	0	0	0	0	0.00	0.00	0
(e-i)								
(e-ii)								
	<b>Sub Total(A)(1)</b>	<b>3</b>	<b>13750</b>	<b>0</b>	<b>0</b>	<b>1.85</b>	<b>1.85</b>	<b>0</b>
2	Foreign							
a	Individuals (Non-Residents Individuals/ Foreign Individuals)	0	0	0	0	0.00	0.00	0
b	Bodies Corporate	0	0	0	0	0.00	0.00	0
c	Institutions	0	0	0	0	0.00	0.00	0
d	Any Others(Specify)	0	0	0	0	0.00	0.00	0



ii	Individual shareholders holding nominal share capital in excess of Rs. 1 lakh.	7	91100	0	12.27	12.27	0	0.00
(c)	Any Other (specify)	0	0	0	0.00	0.00	0	0.00
(c-i)	Clearing House/Public Trust	0	0	0	0.00	0.00	0	0.00
(c-ii)	corporate Bodies-OCB	0	0	0	0.00	0.00	0	0.00
(c-iii)	Intermediary/ Other Depository	0	0	0	0.00	0.00	0	0.00
		0	0	0	0.00	0.00	0	0.00
	<b>Sub-Total (B)(2)</b>	<b>147</b>	<b>728750</b>	<b>0</b>	<b>98.1481481</b>	<b>0.00</b>	<b>0</b>	<b>0.00</b>
(B)	<b>Total Public Shareholding (B) = (B)(1)+(B)(2)</b>	<b>147</b>	<b>728750</b>	<b>0</b>	<b>98.15</b>	<b>0.00</b>	<b>0</b>	<b>0.00</b>
	<b>TOTAL (A)+(B)</b>	<b>150</b>	<b>742500</b>	<b>0</b>	<b>100.00</b>	<b>0.00</b>	<b>0</b>	<b>0.00</b>
(C)	Shares held by Custodians and against which Depository Receipts have been issued	0	0	0	0.00	0.00	0	0.00
	<b>GRAND TOTAL (A)+(B)+(C)</b>	<b>150</b>	<b>742500</b>	<b>0</b>	<b>100.00</b>	<b>100.00</b>	<b>0</b>	<b>0.00</b>

For PANAFIC INDUSTRIALS LIMITED  
For PANAFIC INDUSTRIALS LIMITED

  
(Authorised Signatory)  
Authorised Signatory

(I)(b) Statement showing Shareholding of persons belonging to the category "Promoter and Promoter Group"

Sr. No.	Name of the shareholder	Total shares held		Shares pledged or otherwise encumbered	
		Number of shares held	As a % of grand total + ( C )	Number	As a percentage of sub-clause (I)(a)
1	ASHWIN SALWAN	10550	1.42	0	0.00
2	PAWAN BHOLUSARIA	3000	0.40	0	0.00
3	RAVINDER SINGH	200	0.03	0	0.00
<b>TOTAL</b>		<b>13750</b>	<b>1.85</b>	<b>0</b>	<b>0.00</b>

(I)(d) Statement showing details of locked-in shares

Sr. No.	Name of the shareholder	Number of locked-in shares	Locked-in shares as a percentage of total number of shares {i.e., Grand Total (A)+(B)+(C) indicated in Statement at para (I)(a) above}
		0	0.00
<b>TOTAL</b>		<b>0</b>	<b>0.00</b>

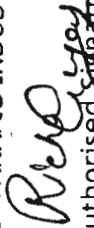
(II)(a) Statement showing details of Depository Receipts (DRs)

Sr. No.	Type of outstanding DR (ADRs, GDRs, SDRs, etc.)	Number of outstanding DRs	Number of shares underlying outstanding DRs	Shares underlying outstanding DRs as a percentage of total
1	NOT APPLICABLE	0	0	0.00
<b>TOTAL</b>		<b>0</b>	<b>0</b>	<b>0.00</b>

(II)(b) Statement showing Holding of Depository Receipts (DRs), where underlying shares are in excess of 1% of the total number of shares

Sr. No.	Name of the DR Holder	Type of outstanding DR (ADRs, GDRs, SDRs, etc.)	Number of shares underlying outstanding DRs	Shares underlying outstanding DRs as a percentage
1	NOT APPLICABLE	0	0	0.00
TOTAL			0	0.00


FOR PANAFIC INDUSTRIALS LIMITED  
FOR PANAFIC INDUSTRIALS LIMITE

  
(Authorised ~~Authorized~~ Signatory)

(I)(c) Statement showing Shareholding of persons belonging to the category “Public” and holding more than 1% of the total number of shares

Sr. No.	Name of the shareholder	Number of shares	Shares as a percentage of total number of shares {i.e., Grand Total (A)+(B)+(C) indicated in Statement at para (I)(a) above}
1	Sumit Kumar Agarwal	7500	1.01
2	Keshav Kumar Agarwal	7500	1.01
3	Vivek Jain	7500	1.01
4	Manoj Kumar Sharma	7500	1.01
5	Rachna Agarwak	7500	1.01
6	Ajay Kumar Jain	7500	1.01
7	Kavita Khetarpal	7500	1.01
8	D P Gupta	7500	1.01
9	Sudesh Sharma	7500	1.01
10	Vishno Datt Sharma	7500	1.01
11	Arun Sharma	7500	1.01
12	Subhash Chand Agarwal	7500	1.01
13	Girish Gupta	7500	1.01
14	Sanjay Agarwal & Sons Huf	7500	1.01
15	Devender Singh Bisht	7600	1.02
16	Naveen Kumar Agarwal	7600	1.02
17	Pawan Kumar	7600	1.02
18	Vishal Gupta	7600	1.02
19	Alok Jain	8000	1.08
20	Satish Chand Sharma	8000	1.08
21	Neena Garg	8000	1.08
22	Sandhya Agrawal	8000	1.08
23	Anuradha Chattree	8000	1.08
24	Deepak Kumar Agarwal	8000	1.08
25	Sachin Garg	8000	1.08
26	Manisha Agarwal	8000	1.08
27	Sanjeev Goyal & Sons (huf) .	8000	1.08
28	Neelam Rani Kansal	8500	1.14
29	Ram Swroop Singh	9000	1.21
30	Rajeev Gupta	9000	1.21
31	Khem Chand Gupta	9000	1.21
32	Naveen Kumar Agarwal	9000	1.21
33	Hari Agarwal Huf	9000	1.21

34	Dinesh Puri	9000	1.21
35	Tripti Gupta	9500	1.28
36	Rajeev Gupta	9500	1.28
37	Sanjay Kansal	10000	1.35
38	Rekha Gupta	10000	1.35
39	Parveen Kumar	10000	1.35
40	Sanjay Rastogi	10000	1.35
41	R.s. Bansal & Sons .	10000	1.35
42	Rajan Wadhera	10000	1.35
43	R. H. Kaushal	12000	1.62
44	Pankaj Gupta	12000	1.62
45	Monika Rastogi	12000	1.62
46	Chitra Agarwal	12600	1.70
47	Raj Kumar Gupta	13500	1.82
48	Tolaram Dugar	14000	1.89
49	Rajni Khetrapal	15000	2.02
<b>TOTAL</b>		<b>440000</b>	<b>59.26</b>

For PANAFIC INDUSTRIALS L.  
  
Authorised Signatory