




Panafic Industrials Ltd.

Regd. Off.: 4566/13, Jai Mata Market, Tri Nagar, Delhi - 110035

Ph. : 011-43206730


E-mail : panafic.ind@gmail.com

| Introductory sub-table (I)(a) | | | |
|--|--------------------------------------|--|---|
| Name of the Company: PANAFIC INDUSTRIALS LIMITED | | | |
| Scrip Code, Name of the scrip, class of security: N.A. | | | |
| Shareholding Pattern: Quarter ended 31st December, 2013 | | | |
| Partly paid-up shares:- | No. of partly paid-up shares | As a % of total no. of partly paid-up shares | As a % of total no. of shares of the company |
| Held by promoter/promoter group | NIL | Nil | NIL |
| Held by public | NIL | NIL | NIL |
| Total | NIL | NIL | NIL |
| Outstanding convertible securities:- | No. of outstanding securities | As a % of total no. of outstanding convertible securities | As a % of total no. of shares of the company, assuming full conversion of the convertible securities |
| Held by promoter/promoter group | NIL | Nil | NIL |
| Held by public | NIL | NIL | NIL |
| Total | NIL | NIL | NIL |
| Warrants:- | No. of warrants | As a % of total no. of warrants | As a % of total no. of shares of the company, assuming full conversion of warrants |
| Held by promoter/promoter group | NIL | Nil | NIL |
| Held by public | NIL | NIL | NIL |
| Total | NIL | NIL | NIL |
| Total paid-up capital of the company, assuming full conversion of warrants and convertible securities | 74,25,000 | NIL | NIL |




Statement Showing Shareholding Pattern

| Category code | Category of Shareholder | Number of Shareholders | Table (I)(a) | | Total shareholding as a percentage of total number of shares | | Shares Pledged or otherwise encumbered | |
|---------------|---|------------------------|------------------------|--|--|----------------------------|--|-----------------|
| | | | Total number of shares | Number of shares held in dematerialized form | As a percentage of (A+B) ¹ | As a percentage of (A+B+C) | Number of shares | As a percentage |
| | | | | | | | | |
| (I) | (II) | (III) | (IV) | (V) | (VI) | (VII) | (VIII) | (IX) |
| (A) | Shareholding of Promoter and Promoter Group | | | | | | | |
| 1 | Indian | | | | | | | |
| (a) | Individuals/ Hindu Undivided Family | 3 | 13750 | NIL | 1.85 | 1.85 | 0 | 0.00 |
| (b) | Central Government/ State Government(s) | 0 | 0 | 0 | 0.00 | 0.00 | 0.00 | 0.00 |
| (c) | Bodies Corporate | 0 | 0 | 0 | 0.00 | 0.00 | 0.00 | 0.00 |
| (d) | Financial Institutions/ Banks | 0 | 0 | 0 | 0.00 | 0.00 | 0.00 | 0.00 |
| (e) | Any Others(Specify) | 0 | 0 | 0 | 0.00 | 0.00 | 0.00 | 0.00 |
| (e-i) | - | - | - | - | - | - | - | - |
| (e-ii) | - | - | - | - | - | - | - | - |
| | Sub Total(A)(1) | 3 | 13750 | 0 | 1.85 | 1.85 | 0 | 0.00 |
| 2 | Foreign | | | | | | | |
| a | Individuals (Non-Residents Individuals/ Foreign Individuals) | 0 | 0 | 0 | 0 | 0 | 0 | 0 |
| b | Bodies Corporate | 0 | 0 | 0 | 0 | 0 | 0 | 0 |
| c | Institutions | 0 | 0 | 0 | 0 | 0 | 0 | 0 |
| d | Qualified Foreign Investor | 0 | 0 | 0 | 0 | 0 | 0 | 0 |
| e | Any Others(Specify) | 0 | 0 | 0 | 0 | 0 | 0 | 0 |
| e-i | - | - | - | - | - | - | - | - |
| e-ii | - | - | - | - | - | - | - | - |
| | Sub Total(A)(2) | 0 | 0 | 0 | 0.00 | 0.00 | 0 | 0.00 |
| | Total Shareholding of Promoter and Promoter Group (A)= (A)(1)+(A)(2) | 3 | 13750 | 0 | 1.85 | 1.85 | 0 | 0.00 |
| (B) | Public shareholding | | | | | | | |
| 1 | Institutions | | | | | | | |
| (a) | Mutual Funds/ UTI | 0 | 0 | 0 | 0.00 | 0.00 | 0 | 0.00 |
| (b) | Financial Institutions / Banks | 0 | 0 | 0 | 0.00 | 0.00 | 0 | 0.00 |
| (c) | Central Government/ State Government(s) | 0 | 0 | 0 | 0.00 | 0.00 | 0 | 0.00 |
| (d) | Venture Capital Funds | 0 | 0 | 0 | 0.00 | 0.00 | 0 | 0.00 |
| (e) | Insurance Companies | 0 | 0 | 0 | 0.00 | 0.00 | 0 | 0.00 |
| (f) | Foreign Institutional Investors | 0 | 0 | 0 | 0.00 | 0.00 | 0 | 0.00 |
| (g) | Foreign Venture Capital Investors | 0 | 0 | 0 | 0.00 | 0.00 | 0 | 0.00 |
| (h) | Qualified Foreign Investor | 0 | 0 | 0 | 0.00 | 0.00 | 0 | 0.00 |
| (i) | Any Other (specify) | 0 | 0 | 0 | 0.00 | 0.00 | 0 | 0.00 |
| (i-i) | | | | | | | | |
| (i-ii) | | | | | | | | |




| | | | | | | | | |
|------------|---|------------|---------------|----------|---------------|---------------|----------|-------------|
| | | | | | | | | |
| | Sub-Total (B)(1) | 0 | 0 | 0 | 0.00 | 0.00 | 0 | 0.00 |
| | | | | | | | | |
| B 2 | Non-institutions | | | | | | | |
| (a) | Bodies Corporate | 0 | 0 | 0 | 0.00 | 0.00 | 0 | 0.00 |
| (b) | Individuals | | | | 0.00 | 0.00 | 0 | 0.00 |
| I | Individuals -i. Individual shareholders holding nominal share capital up to Rs 1 lakh | 137 | 637650 | 0 | 85.88 | 85.88 | 0 | 0.00 |
| II | ii. Individual shareholders holding nominal share capital in excess of Rs. 1 lakh. | 7 | 91100 | 0 | 12.27 | 12.27 | 0 | 0.00 |
| (c) | Qualified Foreign Investor | 0 | 0 | 0 | 0.00 | 0.00 | 0 | 0.00 |
| (d) | Any Other (specify) | 0 | 0 | 0 | 0.00 | 0.00 | 0 | 0.00 |
| (d-i) | | - | - | 0 | 0.00 | 0.00 | 0 | 0.00 |
| (d-ii) | | | | | | | | |
| | | | | | | | | |
| | Sub-Total (B)(2) | 144 | 728750 | 0 | 98.15 | 98.15 | 0 | 0.00 |
| | | | | | | | | |
| (B) | Total Public Shareholding (B)= (B)(1)+(B)(2) | 144 | 728750 | 0 | 98.15 | 98.15 | | 0.00 |
| | | | | | | | 0 | |
| | TOTAL (A)+(B) | 147 | 742500 | 0 | 100.00 | 100.00 | 0 | 0.00 |
| | | | | | | | | |
| (C) | Shares held by Custodians and against which Depository Receipts have been issued | | | | | | | |
| 1 | Promoter and Promoter Group | 0 | 0 | 0 | 0 | 0.00 | 0 | 0.00 |
| 2 | Public | 0 | 0 | 0 | 0 | 0.00 | 0 | 0 |
| | Sub-Total (C) | 0 | 0 | 0 | 0 | 0 | 0 | 0 |
| | | | | | | | | |
| | GRAND TOTAL (A)+(B)+(C) | 147 | 742500 | 0 | 0 | 100.00 | 0 | 0.00 |





(I)(c)(i) Statement showing holding of securities (including shares, warrants, convertible securities) of persons belonging to the category "Public" and holding more than 1% of the total number of shares


| Sr. No. | Name of the shareholder | Number of shares held | Shares as a percentage of total number of shares (i.e., Grand Total (A)+(B)+(C) indicated in Statement at para (I)(a) above) | Details of warrants | | Details of convertible securities | | Total shares (including underlying shares assuming full conversion of warrants and convertible securities) as a % of diluted share capital |
|---------|--------------------------|-----------------------|--|-------------------------|---|---------------------------------------|--|--|
| | | | | Number of warrants held | As a % total number of warrants of the same class | Number of convertible securities held | % w.r.t total number of convertible securities of the same class | |
| 1 | Rajni Khetrpal | 15000 | 2.02 | - | - | - | - | 15000 |
| 2 | Tolaram Dugar | 14000 | 1.89 | - | - | - | - | 14000 |
| 3 | Raj Kumar Gupta | 13500 | 1.82 | - | - | - | - | 13500 |
| 4 | Chitra Agarwal | 12600 | 1.70 | - | - | - | - | 12600 |
| 5 | R.H. Kaushal | 12000 | 1.62 | - | - | - | - | 12000 |
| 6 | Pankaj Gupta | 12000 | 1.62 | - | - | - | - | 12000 |
| 7 | Monika Rastogi | 12000 | 1.62 | - | - | - | - | 12000 |
| 8 | Sanjay Kansal | 10000 | 1.35 | - | - | - | - | 10000 |
| 9 | Rekha Gupta | 10000 | 1.35 | - | - | - | - | 10000 |
| 10 | Parveen Kumar | 10000 | 1.35 | - | - | - | - | 10000 |
| 11 | Sanjay Rastogi | 10000 | 1.35 | - | - | - | - | 10000 |
| 12 | R.S. Bansal & Sons | 10000 | 1.35 | - | - | - | - | 10000 |
| 13 | Rajan Wadhwa | 10000 | 1.35 | - | - | - | - | 10000 |
| 14 | Tripti Gupta | 9500 | 1.28 | - | - | - | - | 9500 |
| 15 | Rajeev Gupta | 9500 | 1.28 | - | - | - | - | 9500 |
| 16 | Ram Swroop Singh | 9000 | 1.21 | - | - | - | - | 9000 |
| 17 | Khem Chand Gupta | 9000 | 1.21 | - | - | - | - | 9000 |
| 18 | Naveen Kumar Agarwal | 9000 | 1.21 | - | - | - | - | 9000 |
| 19 | Hari Agarwal HUF | 9000 | 1.21 | - | - | - | - | 9000 |
| 20 | Dinesh Puri | 9000 | 1.21 | - | - | - | - | 9000 |
| 21 | Neelam Rani Kansal | 8500 | 1.14 | - | - | - | - | 8500 |
| 22 | Alok Jain | 8000 | 1.08 | - | - | - | - | 8000 |
| 23 | Satish Chand Sharma | 8000 | 1.08 | - | - | - | - | 8000 |
| 24 | Neena Garg | 8000 | 1.08 | - | - | - | - | 8000 |
| 25 | Sandhya Agarwal | 8000 | 1.08 | - | - | - | - | 8000 |
| 26 | Anuradha Chattree | 8000 | 1.08 | - | - | - | - | 8000 |
| 27 | Deepak Kumar Agarwal | 8000 | 1.08 | - | - | - | - | 8000 |
| 28 | Sachin Garg | 8000 | 1.08 | - | - | - | - | 8000 |
| 29 | Manisha Agarwal | 8000 | 1.08 | - | - | - | - | 8000 |
| 30 | Sanjeev Goyal & Sons HUF | 8000 | 1.08 | - | - | - | - | 8000 |
| 31 | Devender Singh Bisht | 7600 | 1.02 | - | - | - | - | 7600 |



| | | | | | | | | |
|----|---------------------------|---------------|--------------|---|---|---|---|---------------|
| 32 | Naveen Kumar Agarwal | 7600 | 1.02 | - | - | - | - | 7600 |
| 33 | Pawan Kumar | 7600 | 1.02 | - | - | - | - | 7600 |
| 34 | Vishal Gupta | 7600 | 1.02 | - | - | - | - | 7600 |
| 35 | Sumit Kumar Agarwal | 7500 | 1.01 | - | - | - | - | 7500 |
| 36 | Keshav Kumar Agarwal | 7500 | 1.01 | - | - | - | - | 7500 |
| 37 | Vivek Jain | 7500 | 1.01 | - | - | - | - | 7500 |
| 38 | Manoj Kumar Sharma | 7500 | 1.01 | - | - | - | - | 7500 |
| 39 | Ajay Kumar Jain | 7500 | 1.01 | - | - | - | - | 7500 |
| 40 | Kavita Khetarpal | 7500 | 1.01 | - | - | - | - | 7500 |
| 41 | D.P. Gupta | 7500 | 1.01 | - | - | - | - | 7500 |
| 42 | Sudesh Sharma | 7500 | 1.01 | - | - | - | - | 7500 |
| 43 | Vishno Datt Sharma | 7500 | 1.01 | - | - | - | - | 7500 |
| 44 | Arun Sharma | 7500 | 1.01 | - | - | - | - | 7500 |
| 45 | Subhash Chandr Agarwal | 7500 | 1.01 | - | - | - | - | 7500 |
| 46 | Girish Gupta | 7500 | 1.01 | - | - | - | - | 7500 |
| 47 | Sanjay Agarwal & Sons HUF | 7500 | 1.01 | - | - | - | - | 7500 |
| | TOTAL | 423500 | 57.04 | | | | | 423500 |




| (f)(c)(ii) Statement showing holding of securities (including shares, warrants, convertible securities) of persons (together with PAC) belonging to the category "Public" and holding more than 5% of the total number of shares of the company | | | | | | | | |
|---|---|------------------|--|---------------------|---|---------------------------------------|--|--|
| Sr. No. | Name(s) of the shareholder(s) and the Persons Acting in Concert (PAC) with them | Number of shares | Shares as a percentage of total number of shares {i.e., Grand Total (A)+(B)+(C) indicated in Statement at para (I)(a) above} | Details of warrants | | Details of convertible securities | | Total shares (including underlying shares assuming full conversion of warrants and convertible securities) as a % of diluted share capital |
| | | | | Number of warrants | As a % total number of warrants of the same class | Number of convertible securities held | % w.r.t total number of convertible securities of the same class | |
| | | | | | | | | |
|  | | | | | | | | |
| | | | | | | | | |
| | | | | | | | | |
| | | | | | | | | |
| | | | | | | | | |
| | | | | | | | | |
| | | | | | | | | |
| | | | | | | | | |



| (I)(d) Statement showing details of locked-in shares | | | |
|--|-------------------------|----------------------------|--|
| Sr. No. | Name of the shareholder | Number of locked-in shares | Locked-in shares as a percentage of total number of shares {i.e., Grand Total (A)+(B)+(C) indicated in Statement at para (I)(a) above} |
| 1 | | | |
| 2 | | | |
| 3 | | | |
| 4 | | | |
| 5 | | | |
| 6 | | | |
| 7 | | | |
| 8 | | | |
| 9 | | | |
| TOTAL | | | |

Not Applicable

[Handwritten Signature]



| (II)(a) Statement showing details of Depository Receipts (DRs) | | | | |
|--|---|---------------------------|---|---|
| Sr. No. | Type of outstanding DR (ADRs, GDRs, SDRs, etc.) | Number of outstanding DRs | Number of shares underlying outstanding DRs | Shares underlying outstanding DRs as a percentage of total number of shares {i.e., Grand Total (A)+(B)+(C) indicated in Statement at para (I)(a) above} |
| 1 | | | | |
| 2 | | | | |
| 3 | | | | |
| 4 | | | | |
| 5 | | | | |
| 6 | | | | |
| 7 | | | | |
| 8 | | | | |
| 9 | | | | |
| | | | | |
| | | | | |
| TOTAL | | | | |

Not Applicable

Handwritten signature

| (II)(b) Statement showing holding of Depository Receipts (DRs), where underlying shares held by "promoter/promoter group" are in excess of 1% of the total number of shares | | | | |
|--|------------------------------|--|--|--|
| Sr. No. | Name of the DR Holder | Type of outstanding DR (ADRs, GDRs, SDRs, etc.) | Number of shares underlying outstanding DRs | Shares underlying outstanding DRs as a percentage of total number of shares (i.e., Grand Total (A)+(B)+(C) indicated in Statement at para (I)(a) above) |
| 1 | | | | |
| 2 | | | | |
| 3 | | | | |
| 4 | | | | |
| 5 | | | | |
| 6 | | | | |
| 7 | | | | |
| 8 | | | | |
| 9 | | | | |
| | | | | |
| | | | | |
| TOTAL | | | | |

Not Applicable

Handwritten signature